

Light Industrial Castors

2260 Series






Size: 80mm, 100mm & 125mm.

Double ball bearing swivel castors.

Double ball race castors suitable for a wide range of light duty applications. Available with white nylon, grey non marking or black rubber tyred wheels.

Castor Reference and Load Capacity

Wheel Diam.	Tread Width	Type	Castor Height	Plate size	Bolt hole spacing	Bolt Diam	Swivel Rad.			
								White Nylon	Grey Rubber	Black Rubber
3" + 80mm	*30mm	Swivel	107mm	99 x 80mm	80 x 60mm	8mm	70mm	80-2260-NV 100kg	80-2260-GV 50kg	80-2260-PV 50kg
4" 100mm	*30mm	Swivel	127mm	99 x 80mm	80 x 60mm	8mm	80mm	100-2260-NV 120kg	100-2260-GV 70kg	100-2260-PV 70kg
5" 125mm	*39mm	Swivel	155mm	99 x 80mm	80 x 60mm	8mm	100mm	125-2260-NV 150kg	125-2260-GV 100kg	125-2260-PV 100kg

*The tread shown is for nylon wheels. Rubber tyred wheels will be narrower as follows:

80mm = 23mm, 100mm = 23mm, 125mm = 26mm

2268 Series






Size: 80mm, 100mm & 125mm.

Fixed castors suitable for a wide range of light duty applications.

Available with white nylon, grey non marking or black rubber tyred wheels.

Castor Reference and Load Capacity

Wheel Diam.	Tread Width	Castor Type	Castor Height	Plate size	Bolt hole spacing	Bolt Diam			
							White Nylon	Grey Rubber	Black Rubber
3" + 80mm	*30mm	Fixed	107mm	100 x 84mm	80 x 60mm	8mm	80-2268-NV 100kg	80-2268-GV 50kg	80-2268-PV 50kg
4" 100mm	*30mm	Fixed	127mm	100 x 84mm	80 x 60mm	8mm	100-2268-NV 120kg	100-2268-GV 70kg	100-2268-PV 70kg
5" 125mm	*39mm	Fixed	155mm	100 x 84mm	80 x 60mm	8mm	125-2268-NV 150kg	125-2268-GV 100kg	125-2268-PV 100kg

*The thread shown is for nylon wheels. Rubber tyred wheels will be narrower as follows:

80mm = 23mm, 100mm = 23mm, 125mm = 26mm

OPTIONAL EXTRA



Combined Swivel and Wheel Brake (all sizes)

Foot operated wheel brake simultaneously brakes both the swivel head and wheel. Release is affected by the trip pedal. To order add suffix ' SWB ' to the swivel castor reference.

Swivel Radius

The swivel radius is increased when brakes are fitted.

80mm wheels: increased by 45mm

100mm wheels: increased by 40mm

125mm wheels: increased by 30mm